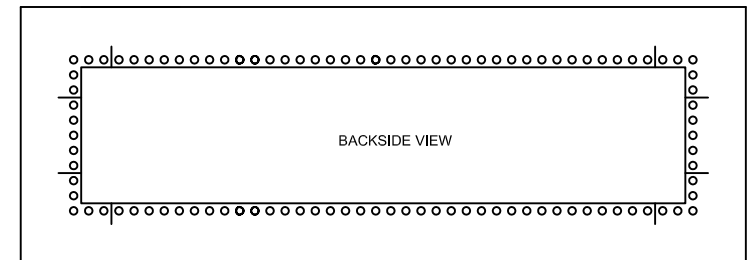
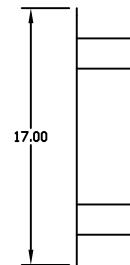
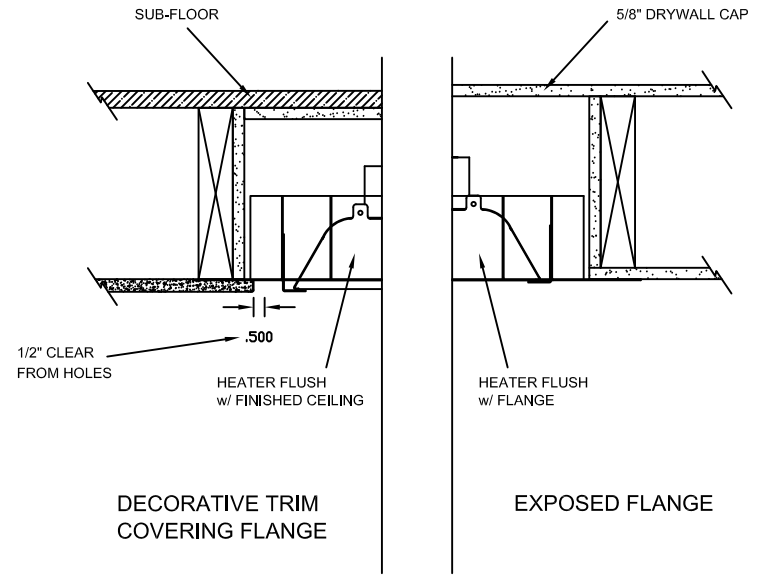


## INSTALLATION TYPES



### NOTES:

- Heater suspends (Gravity) by resting on adjustable tabs in flush mount fixture.
- Mounting holes on Surface Flange to be determined and drilled by Contractor/Installer.
- Supplied with Hi-Temp Fixture Whip and Hi-Temp Wire Nuts.
- Coil excess flex into heater cavity
- Use Licensed Electrician ONLY

|   |  |  |
|---|--|--|
| <b>INFRA TECH™</b><br>www.infratech-usa.com |  | 15700 S. Figueroa St.<br>Gardena, California 90248<br>Phone: (310) 354-1250<br>Fax: (310) 523-3674 |
| ITEM #:                                     | X-18-2305  | MATERIAL: 304 S.S. #4 FINISH   |
| DESCRIPTION:                                | W-61 FLUSH MOUNT PLASTER FRAME<br>(FOR USE WITH 61¼" W-SERIES HEATERS) |  |
| NOTES:                                      | SUPPLIED w/ ELECTRICAL FIXTURE WHIP                                    |  |
| DATE:                                       | SCALE:   | DRAWN BY:  |
| Jan. 21, 2014                               | N/A  | MD   |